

**Madison County School District (District 4500)**

Michael D. Kent, Superintendent  
 mkent@madison-schools.com  
 117 Fourth Street  
 Flora, MS 39071



**— DISTRICT PROFILE —**

Section Source: MDE/SY 2007-2008

**Student Data — Demographics**

	This District	Mississippi
Total Enrollment	11,250	493,302
Free and Reduced Lunch	31.83%	66.31%
Average Daily Attendance	96.82%	96.40%

**Student Data — Racial Makeup**

Race	This District	Mississippi
Asian	2.67%	0.87%
Black	37.83%	50.61%
Hispanic	1.84%	1.92%
Native American	0.09%	0.20%
White	57.57%	46.40%

**Student Data — Special Education**

IEP Students as a Percentage of All Students	8.32%
Actual Number of IEP Students	936

\* IEP = Individualized Education Program

**School District Staff**

	This District	Mississippi
Number of Employees (FTE) <sup>1 2</sup>	1,335.86	70,600.12
Number of Teachers (FTE) <sup>1 2</sup>	749.71	33,972.78
National Board Certified Teachers	83	2,931
Highly Qualified Teachers	96.1%	94.1%
Emergency/Provisional Teachers	1.6%	3.8%
Number of Special Education Teachers (FTE) <sup>1 2</sup>	Not Available	
Highly Qualified Special Education Teachers	88.9%	72.5%
Emergency Special Education Teachers	0.0%	10.1%

<sup>1</sup>FTE = Full Time Equivalent

<sup>2</sup>Data from SY 2008-2009

**— ACADEMIC ACHIEVEMENT —**

Section Source: MDE


**2009 State Accountability Label<sup>2</sup>**

**—High Performing—**

**2009-2010 Accreditation Status<sup>2</sup>**

**—Accredited—**

**Number of Schools by Accountability Label**



**Graduation and Completion Data (First Time 9th Graders in 04-05)**

	All Students	IEP Students	Mississippi
Graduation Rate	87.6%	61.9%	72.0%
Completion Rate (w/ graduates)	89.7%	76.2%	80.1%
Dropout Rate	8.4%	19.8%	16.0%
Occupational Diplomas	NR	NR	454
Certificates of Attendance	NR	NR	1,072

**ACT Information (2007-2008)**

	This District	Mississippi
Graduates Taking ACT (estimated)	96.06%	94.37%
Average ACT Score	20.7	18.9

\* ACT = American College Test

**Expulsions & Out of School Suspensions > 10 Days (2007-2008)**

	This District	Mississippi
IEP Students	0.45%	0.84%
All Non-IEP Students	2.68%	3.77%

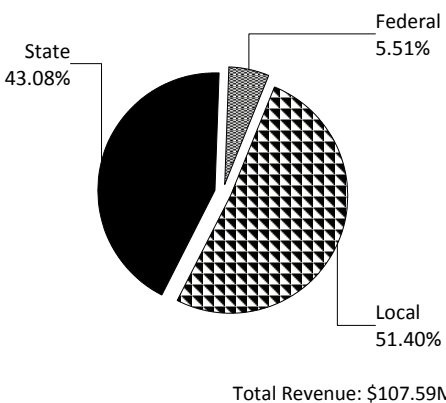
\* NR = Less Than 10 Students or No Results Reported

<sup>2</sup> Data from SY 2008-2009

**— FINANCIAL DATA —**

Section Source: MDE/SY 2007-2008

**Revenue Sources**



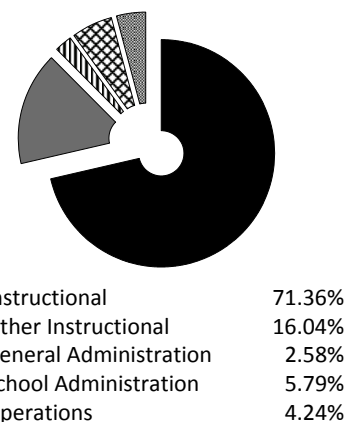
**Millage and Assessed Valuation**

	This District	Mississippi
Operational Millage Rate	39.77	42.73
Debt Service Millage Rate	14.78	4.09
Net Ad Valorem Requested	\$33,551,595	
Assessed Valuation	\$963,330,825	

**Estimated Per Pupil Expenditures**

	This District	Mississippi
Local	\$3,892	\$2,476
State	\$3,262	\$4,827
Federal	\$417	\$1,431
Intermediate <sup>3</sup>	\$0	\$3
<b>Total</b>	<b>\$7,572</b>	<b>\$8,737</b>

**Actual Expenditures**



For more information on how to get involved in the **Madison County School District**, or to obtain a free hard copy of this report, please call (601) 879-3000 or visit any Madison County School District School or District Office. To view this report online, or to find out more, visit [www.msreportcard.com](http://www.msreportcard.com).

<sup>3</sup>Intermediate funds are grants from an intermediate source which can be used for any legal purpose desired by the LEA